COEN
COMPOSITE WOOD

STREET & GARDEN

PRODUCT GUIDE
INSTALLATION
CARE & MAINTENANCE

COEN Composite Wood is a new type of composite (WPC) made by mixing 60% wood powder with 28% HDPE and 12% additives. These are extruded through our modern CNC high pressure / temperature extrusion machines.

Our WPC not only has a high degree of anti-UV and weather resistance, but is also easy to work with and install. COEN WPC's are highly resistant to moisture, so there is no "Wood Rot" and termites just don't like getting near our products. No cracking, warping or splintering ensures an efficient and easy installation process for our builders. We also have a very stable UV product, so the colour will have very minimal fading from the harsh Australian conditions.

BENEFITS OF COEN

- PRODUCT DESIGN & INSTALLATION OPTIONS
- HIGH DURABILITY & WEAR RESISTANCE
- DOESN'T ABSORB WATER, SO NO WOOD ROT
- MINIMAL COLOUR FADE <3% TO 5%
- HIGH MECHANICAL & IMPACT RESISTANCE
- EXCELLENT DIMENSIONAL STABILITY – WON'T WARP, TWIST OR BOW
- EASY CLEANING, MAINTENANCE & REPAIR

STANDARD COLOURS

C109 CHARCOAL | C105 OAK | C101 ASH GREY | C110 JARRAH

*Sanded Finish Only

STREET & GARDEN
COEN COMPOSITE WOOD

PRODUCTS

GARDEN SLEEPERS

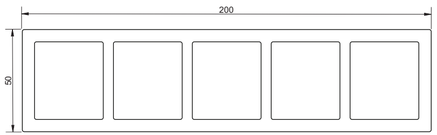

CN-50x200x1800-HSLEEP / CN-50x200x2400-HSLEEP

STREET FURNITURE



BENCHES AND BINS

CN-1450x370x400-BENCH

CN-1500x600x1200-DBIN

STREET & GARDEN
COEN COMPOSITE WOOD

PRODUCTS

CUSTOM SEATING

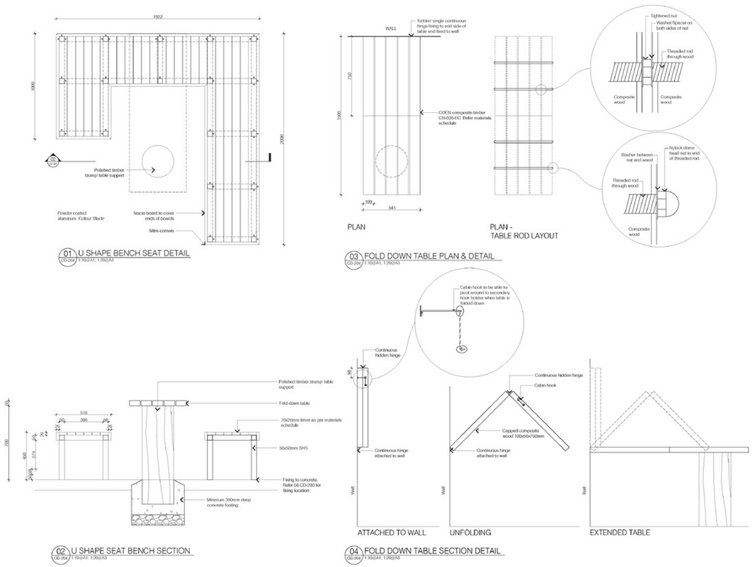

SAMPLE DESIGN (U SHAPE WITH FOLD DOWN TABLE)

CARE AND MAINTENANCE

COEN
COMPOSITE WOOD

Following our easy-care tips will ensure that your COEN Composite Wood looks fresh and attractive for years to come.

NORMAL CARE

COEN composite wood products require periodic cleaning to keep them looking great. For dirt, dust and other residue, simply brush with a soft broom. If necessary, wash the Composite Wood down in the direction of the grain with a garden hose or a pressure washer, no more than 1,500 psi.

PROBLEM	SOLUTION
Mould and Mildew	Clean away leaves and debris that promote mould growth. Ideally, you should clean the dirt off before mildew starts, because the dirt is what feeds the mould. If mould/mildew appears, a deck washing product and a detergent can be used. Never mix any other cleaners with the deck washing product. Vinegar can be used to kill the mould.
Rust stains/stubborn spots	Use a cleaning product containing oxalic or phosphoric acid base to lighten or remove the rust or dirt. Product may need to sit on stain 10-15 minutes.
Oil and Grease Stains	As soon as the spill has occurred, use hot water and dishwashing detergent, to remove the stain. Be sure to thoroughly rinse the detergent off the fence with hot water. If need be, use a light stainless steel scourer.
Berries and Wine Stains	Mix bleach into hot water according to the bleach-packaging label. Scrub the stain lightly and rinse thoroughly. The stain may not disappear entirely.
Ink Stains	Inks may be permanent. However, scrubbing with hot soapy water may lighten the stain. Rinse thoroughly.

NB: Please note that some cleaners can lighten the colour of your composite wood, so always test any cleaner on a small portion before cleaning the entire surface.

ADDITIONAL TIPS

- Never apply harsh solvents such as acetone, gasoline, benzene, carbon tetrachloride or paint thinner.
- Never mix two or more cleaning agents when cleaning your composite wood products.
- Keep the area around your composite wood product clean and well ventilated.
- If you have any further queries, please call us at COEN – 1800 105 031 or email info@coen.com.au

COEN
COMPOSITE WOOD

QUALITY • DELIVERY • PASSION

PO Box 735
Coorparoo LPO
Qld 4151 Australia
T 1800 105 031
E info@coen.com.au
W www.coen.com.au